

Scaled data based on original data using
LM-79-08 Approved Method: Electrical and Photometric Measurements of Solid-
State Lighting Products

Test Report Prepared for
Cooper Lighting Solutions
(formerly Eaton)

Brand: STREETWORKS

Report Number: P382827

Luminaire Tested: **GAN-SA2A-735-U-RW**

Issue Date: 3/3/2020

Test Information

Test Method: LM-79-08
Report Number: P382827
TEST IS SCALED FROM IESNA LM-79-08 TEST DATA (G2-1903-205-7)
Test Lab: INNOVATION CENTER
Issue Date: 3/3/2020
Manufacturer: COOPER LIGHTING SOLUTIONS (FORMERLY EATON)
Product Line: STREETWORKS
Catalog Number: GAN-SA2A-735-U-RW
Description: GALLEON AREA AND ROADWAY LUMINAIRE
(2) 70 CRI, 3500K, 615mA LIGHTSQUARES WITH 16 LEDS EACH AND RECTANGULAR WIDE OPTICS
Light Source: -
Ballast/Driver: ELECTRONIC DRIVER

Summary

Lumens per Lamp: N/A
Luminaire Lumens: 9078.9 lumens
Efficiency: N/A
Efficacy: 137.6 lumens/watt
Luminous Opening: Rectangular (W 0.5' x L: 1' x H: 0')
IES Classification: Type III - Short
BUG Rating: B3 - U0 - G3

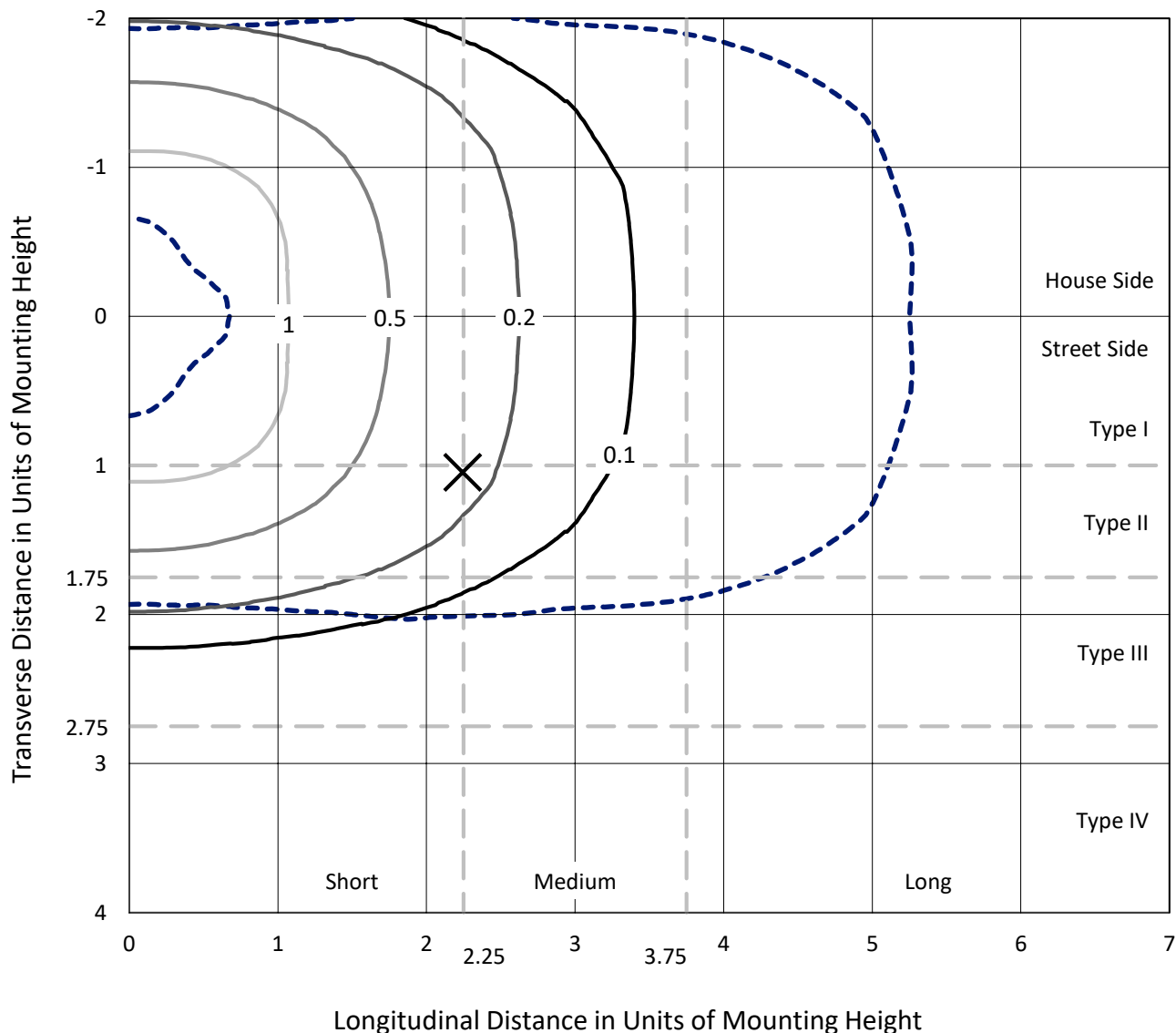
Input Watts (W): 66
Input Voltage (V): NR
Input Current (Ain): NR
Voltage Rise (V): NR
Power Factor: NR
Total Harmonic Distortion (THDi): NR
Frequency (hertz): 60
Stabilization Time: NR
Operation Time: NR
Ambient Temperature (°C): NR
Test Distance: 24 FT



REPORT NUMBER: P382827
 CATALOG NUMBER: GAN-SA2A-735-U-RW

Iso-Footcandle Lines of Horizontal Illumination

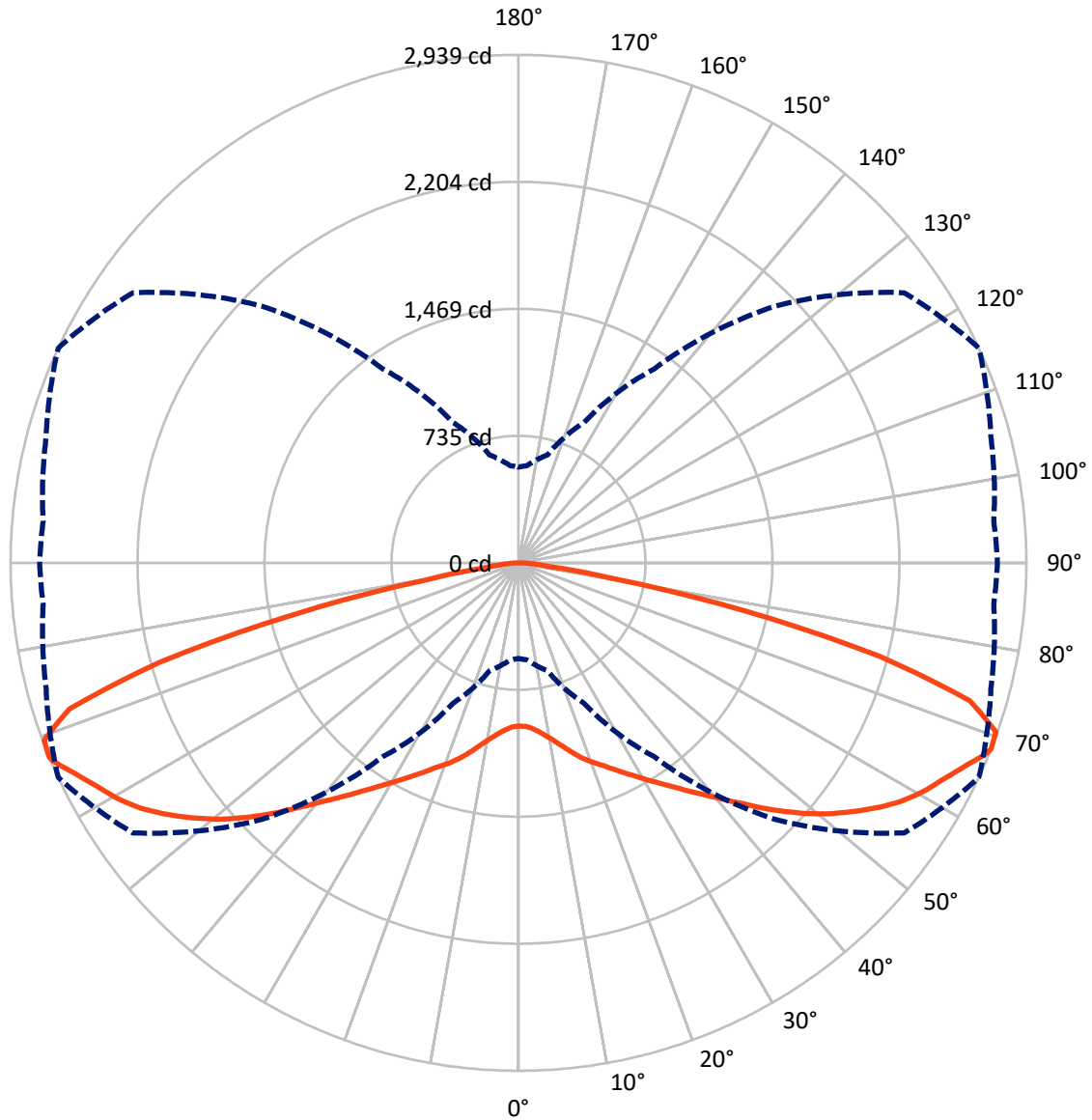
× Max cd
 - - - 1/2 Max cd



Based on 25 foot mounting height. Maximum calculated value = 1.7 fc
 Type III - Short - N/A

REPORT NUMBER: P382827
CATALOG NUMBER: GAN-SA2A-735-U-RW

Luminous Intensity Polar Plot



— Vertical Plane Through 65-Deg Lateral - - - Horizontal Cone Through 68-Deg Vertical

REPORT NUMBER: P382827
 CATALOG NUMBER: GAN-SA2A-735-U-RW

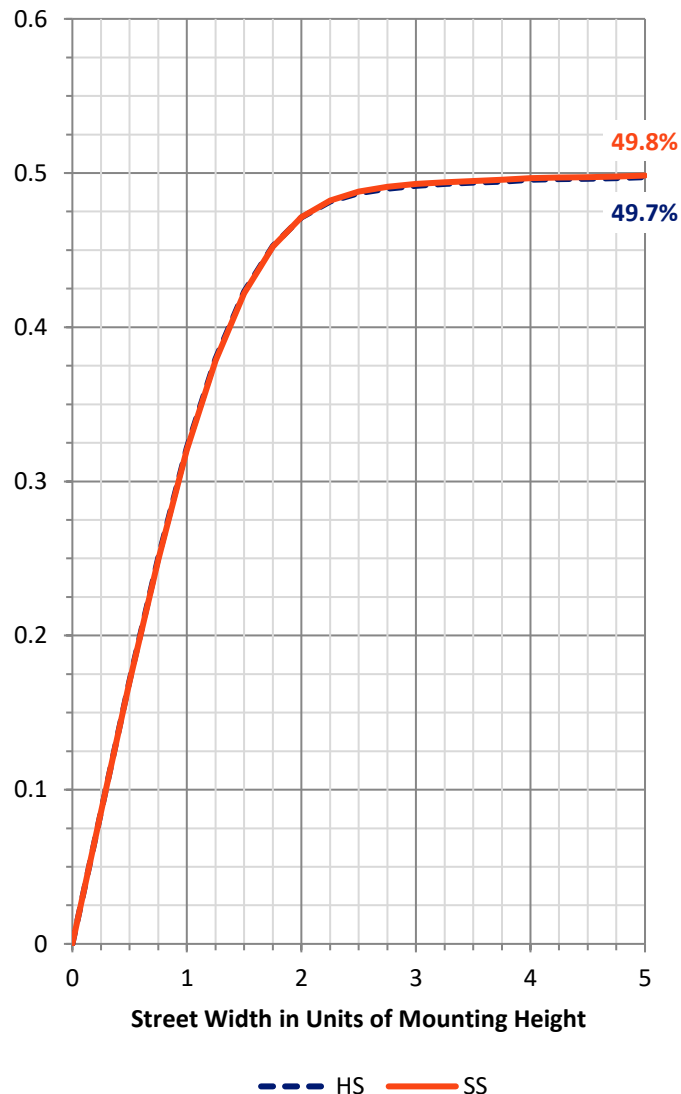
FLUX DISTRIBUTION:

		Downward	Upward	Total
House Side	Lumens	4539.4	0.0	4539.4
	% Fixture	50.0	0.0	50.0
Street Side	Lumens	4539.4	0.0	4539.4
	% Fixture	50.0	0.0	50.0
Total	Lumens	9078.9	0.0	9078.9
	% Fixture	100.0	0.0	100.0

ZONAL LUMENS:

Zone	Lumens	% Fixture
0°-10°	92.4	1.0
10°-20°	309.5	3.4
20°-30°	603.4	6.6
30°-40°	1013.6	11.2
40°-50°	1597.1	17.6
50°-60°	2135.9	23.5
60°-70°	2076.4	22.9
70°-80°	1135.1	12.5
80°-90°	115.4	1.3
90°-100°	0.0	0.0
100°-110°	0.0	0.0
110°-120°	0.0	0.0
120°-130°	0.0	0.0
130°-140°	0.0	0.0
140°-150°	0.0	0.0
150°-160°	0.0	0.0
160°-170°	0.0	0.0
170°-180°	0.0	0.0
0°-90°	9078.9	100.0
0°-180°	9078.9	100.0

Coefficient of Utilization

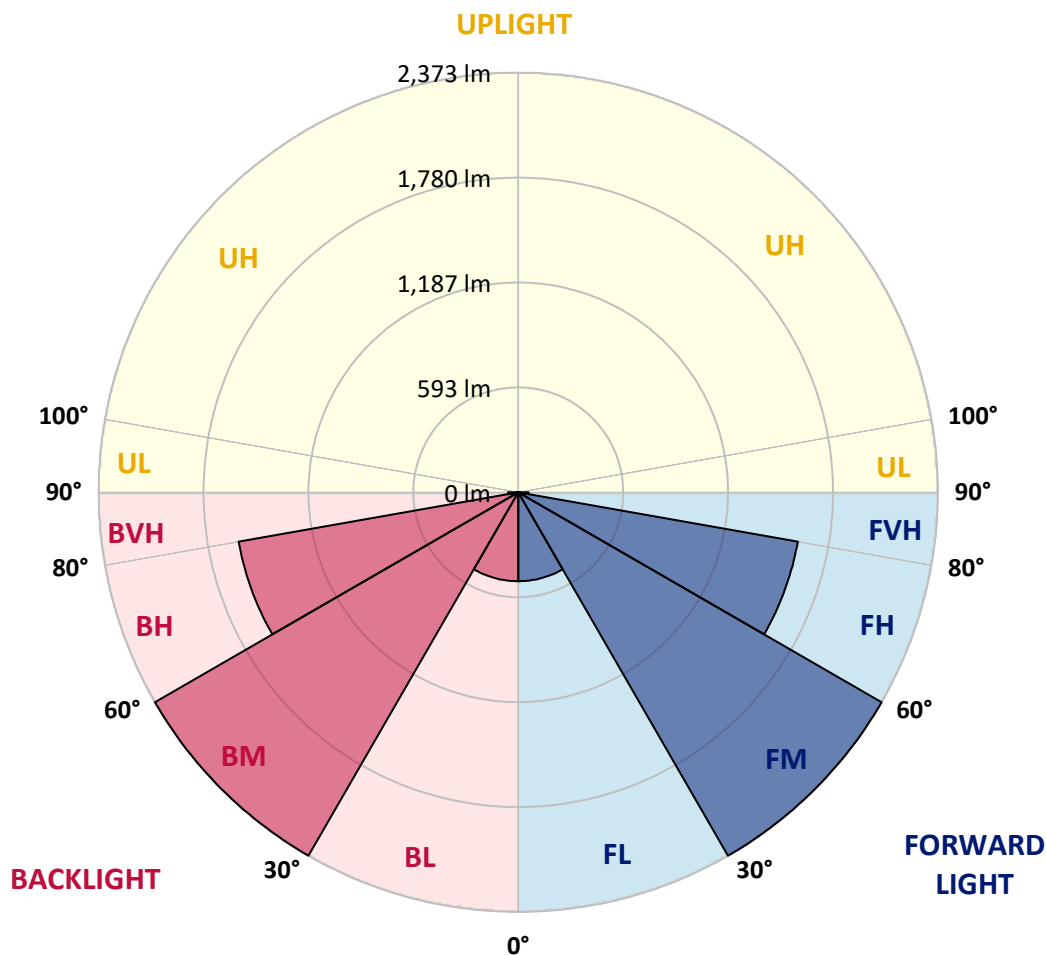


REPORT NUMBER: P382827
 CATALOG NUMBER: GAN-SA2A-735-U-RW

LUMINAIRE CLASSIFICATION SYSTEM LUMEN TABLE AND BUG RATING:

Zone	Lumens	% Fixture	Zone Rating/Lumen Limit		
			B	U	G
FL (0°-30°)	502.6	5.5			
FM (30°-60°)	2373.3	26.1			
FH (60°-80°)	1605.7	17.7			G1/1800
FVH (80°-90°)	57.7	0.6			G1/100
BL (0°-30°)	502.6	5.5	B2/1000		
BM (30°-60°)	2373.3	26.1	B2/2500		
BH (60°-80°)	1605.7	17.7	B3/2500		G3/2500
BVH (80°-90°)	57.7	0.6			G1/100
UL (90°-100°)	0.0	0.0		U0/0	
UH (100°-180°)	0.0	0.0		U0/0	

BUG Rating: B3-U0-G3
 Type III Short





REPORT NUMBER: P382827

CATALOG NUMBER: GAN-SA2A-735-U-RW

CANDELA DISTRIBUTION (FULL):

	0°	5°	15°	25°	35°	45°	55°	65°	75°	85°	90°
0°	944.0	944.0	944.0	944.0	944.0	944.0	944.0	944.0	944.0	944.0	944.0
2.5°	937.3	937.6	939.1	941.0	942.4	946.5	947.3	948.9	949.4	951.0	951.0
5°	929.0	929.7	933.3	938.2	943.7	953.4	960.4	968.3	972.3	976.5	976.3
7.5°	928.2	929.7	934.9	942.7	951.9	968.1	982.7	998.4	1009.1	1018.8	1018.3
10°	937.6	940.0	947.3	959.2	972.9	993.0	1014.6	1035.9	1054.5	1069.4	1070.0
12.5°	951.9	954.9	966.5	984.5	1005.1	1031.0	1056.7	1080.7	1106.2	1128.5	1130.2
15°	970.8	974.8	992.1	1018.8	1050.5	1081.2	1108.6	1133.3	1162.9	1193.6	1196.7
17.5°	998.8	1004.3	1027.1	1063.4	1105.0	1138.8	1167.4	1186.0	1210.6	1242.3	1248.1
20°	1041.4	1048.4	1077.3	1120.6	1171.4	1206.7	1228.6	1232.5	1244.7	1273.1	1279.8
22.5°	1096.8	1102.9	1135.2	1186.6	1243.5	1281.9	1293.5	1277.6	1276.4	1299.2	1305.7
25°	1158.6	1164.1	1201.5	1259.4	1320.6	1362.9	1362.6	1331.8	1310.5	1328.2	1334.8
27.5°	1228.0	1236.5	1272.5	1333.3	1398.8	1440.5	1438.0	1390.5	1350.1	1354.7	1360.4
30°	1307.8	1317.2	1352.2	1414.0	1479.5	1520.3	1517.2	1454.5	1393.6	1381.4	1385.7
32.5°	1406.7	1418.0	1451.2	1512.0	1569.8	1606.7	1597.9	1523.9	1445.9	1419.5	1423.4
35°	1525.7	1532.4	1567.4	1627.4	1674.3	1699.5	1681.0	1604.2	1512.4	1480.3	1480.3
37.5°	1646.2	1651.4	1690.8	1748.9	1794.3	1807.6	1771.4	1692.2	1599.1	1553.7	1554.7
40°	1761.9	1776.0	1820.1	1879.8	1924.5	1928.1	1880.0	1792.7	1695.6	1648.7	1654.1
42.5°	1882.8	1896.5	1949.2	2016.7	2056.3	2062.4	2006.1	1905.3	1804.6	1766.5	1772.6
45°	1990.5	2001.5	2062.4	2141.0	2190.3	2206.1	2139.4	2034.4	1922.3	1885.3	1886.8
47.5°	2065.8	2080.1	2147.0	2239.5	2311.4	2335.8	2270.3	2160.2	2038.3	1993.3	1997.2
50°	2134.0	2141.5	2209.4	2310.5	2401.8	2452.0	2396.0	2284.3	2155.6	2107.7	2112.0
52.5°	2172.0	2181.8	2247.5	2352.8	2460.9	2541.8	2507.7	2396.0	2268.8	2222.2	2227.4
55°	2145.5	2152.8	2231.6	2362.2	2497.4	2597.2	2602.5	2505.3	2379.9	2339.1	2353.7
57.5°	2025.0	2034.1	2130.3	2301.4	2502.0	2634.7	2673.6	2606.7	2483.7	2450.5	2459.1
60°	1836.5	1842.3	1944.9	2137.2	2413.1	2650.3	2719.0	2689.5	2585.4	2552.3	2563.8
62.5°	1500.7	1509.3	1632.0	1889.8	2225.3	2604.2	2762.9	2758.0	2680.1	2649.6	2659.9
65°	1025.9	1040.8	1176.5	1502.6	1935.8	2463.7	2802.7	2837.8	2763.8	2725.4	2739.1
67.5°	619.5	630.5	728.7	992.1	1481.3	2179.9	2761.7	2928.5	2822.9	2761.0	2772.3
68°	553.7	563.8	645.9	895.3	1370.2	2099.9	2724.2	2938.8	2829.2	2760.5	2770.5
70°	334.5	341.2	396.4	553.4	913.6	1665.8	2468.8	2930.3	2870.0	2768.9	2774.7
72.5°	218.0	220.1	229.3	284.0	466.7	931.5	1852.9	2730.6	2931.2	2818.6	2817.7
75°	181.1	179.9	180.8	187.2	230.1	408.5	1082.8	2157.1	2794.2	2740.3	2721.1
77.5°	153.1	152.2	151.9	152.2	154.1	197.3	470.1	1343.7	2138.2	2424.1	2441.1
80°	123.9	122.7	126.6	124.8	119.3	122.7	196.9	558.9	1007.9	1084.3	1016.1
82.5°	90.1	85.5	102.6	97.7	93.2	86.4	108.7	180.5	240.5	165.0	116.0
85°	69.4	64.6	78.0	74.9	63.9	44.2	64.6	88.3	97.4	55.7	43.9
87.5°	28.3	29.8	56.4	44.4	37.4	21.3	26.5	35.3	47.5	23.8	18.3
90°	0.0	0.0	0.0	0.0	0.0	0.0	0.0	0.0	0.0	0.0	0.0

(END OF REPORT)